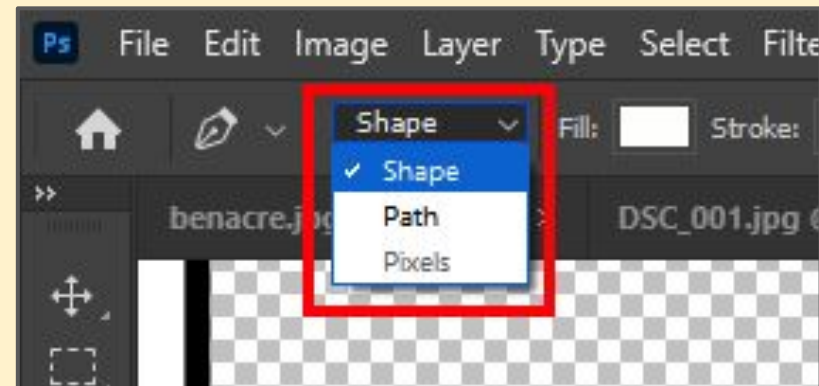
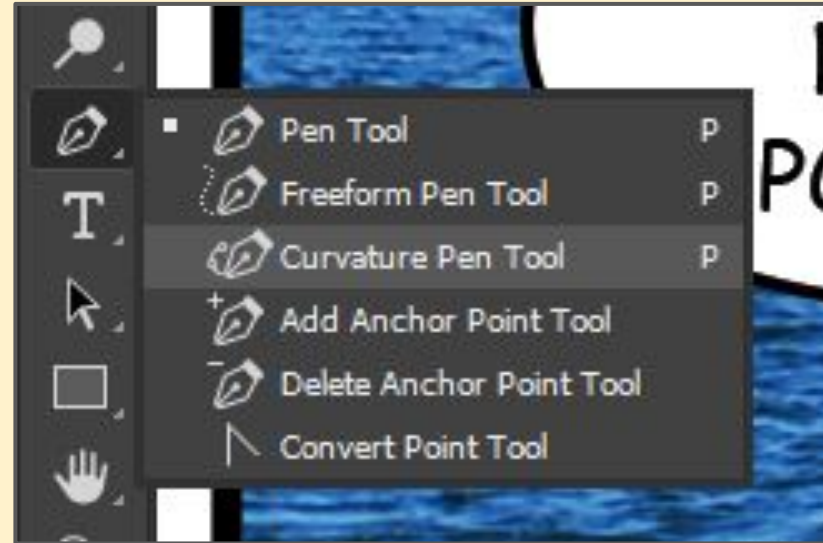


Advanced linked balloons

1. Create the text frames as separate frames
2. Create ellipses
3. Add the triangle call out
4. Choose the curvature pen tool
5. **IMPORTANT:** At the top, change the drop down to Shape




Advanced linked balloons

6. Draw a shape using the pen tool - click to create each point
Look at the points I used >
(there are 11)
7. End with the point you started with

This is quite tricky

Note how I've gone quite deep into the ellipses because of how the ends get shaped



Advanced linked balloons

8. Merge the shapes (Layer > Merge Shapes)
9. Merge text with the shapes (Layer > Merge Layers)

