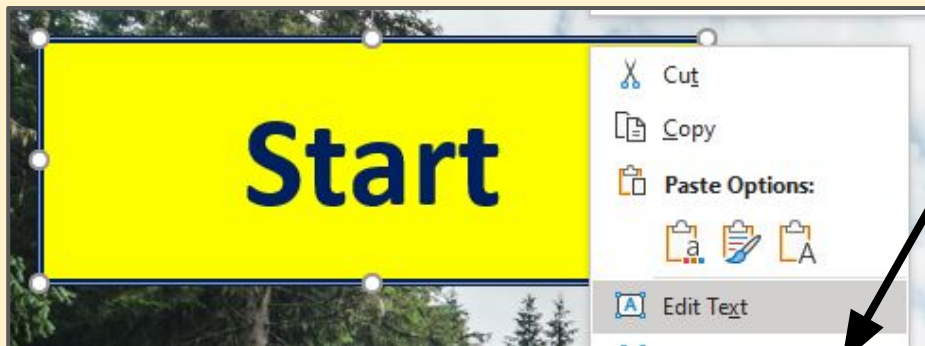
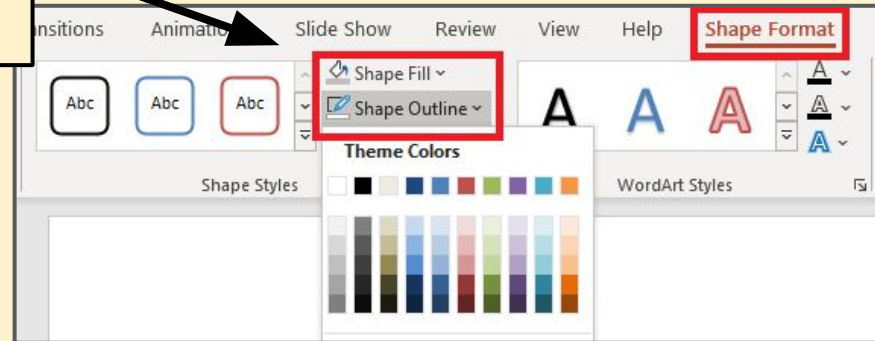


IMMP skills - buttons

Shape Format and then **Shape Fill** and **Shape Outline** let you change the way the shape looks

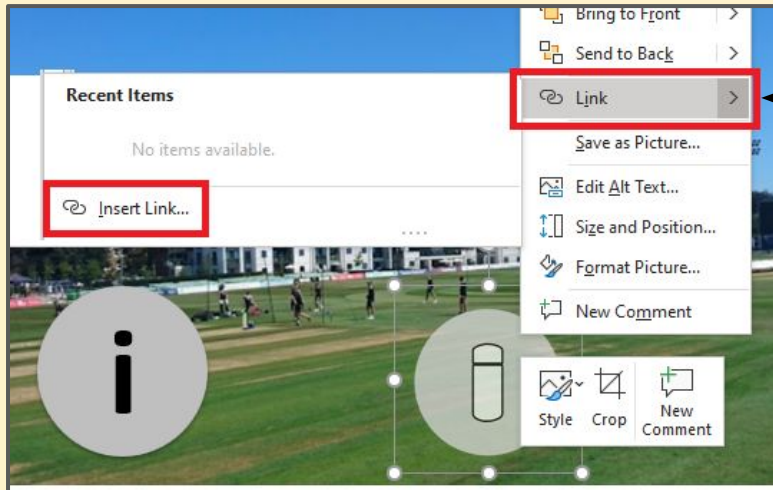
Use shapes to create buttons to link slides together



Right click > Edit Text to add text to the shape to create a useful button

You can format the text anyway you need.

IMMP skills - links



Right click on the button > **hover over** the **Link** choice > **Insert Link**

(why do they make this bit so complex?)

Click on the **edge** of the button, not on the writing.
If the text changes colour, **undo** and start again

IMPORTANT:

Then **Place in This Document** > choose the slide to link to > OK

Test your links - this is tricky

